



# Xenon Test Chamber



Model Xe-2



For Serial Numbers: XX-XXXX-46 thru 57

### 10.2 Mounting Test Specimens (January 2014)

The Q-SUN Xe-2 has 16 specimen holders. One of these holders is half size because the black panel is mounted below it. The turntable can be rotated by hand in either direction or by pressing the rotate button on the controller. Slide the holders down into the specimen holder keepers to mount on the turntable. All 16 specimen holders must be mounted during a test for optimal air flow through the test chamber. Both open back and solid back specimen holders are available. Use solid back holders for textiles and open back holders for other types of specimens




Figure 10.2a: Specimens Holders





Figure 10.2b: Removing a Specimen Holder

## Open Back Specimen Holder

Specimens up to 18 mm thick are mounted from the rear in open back holders (XR-11448-X). The open rear plate allows specimen labels to be visible when the specimens are mounted on the Xe-2 turntable. The open front plate maintains the surfaces of thick specimens the correct distance from the lamp. The XR-11448-K kit includes 15 full size open back holders and 1 half size holder. Full size holder capacity is two 45mm x 132mm specimens. Half size holder capacity is one 45mm x 132mm specimen.



**Figure 10.2c: Open Back Specimen Holder**

### Solid Back Specimen Holders

Specimens up to 12 mm thick are mounted on the side facing the lamp using thumb nuts.



Figure 10.2d: Solid Back Specimen Holder

Textile specimens stapled to 275mm x 45mm card stock or 132mm x 45mm for the mini holder.



Figure 10.2e: Textile Specimens Stapled to Card Stock

Kit XR-11291-K is available to divide the full size specimen holders in half so that two 132mm x 45mm specimens can be attached to each holder.




Figure 10.2f: Center Nut Added for Mounting Shorter Specimens

### Blue Wool Specimen Holder for ISO 105 B04

ISO 105 B04 requires a blue wool reference material to be mounted behind a piece of glass to keep it from getting wet from the water spray. The holder shown below (XR-11368-K) is designed to do this.

It mounts above the black panel holder and includes a 1/3 and 2/3 mask.




Figure 10.2g: ISO 105 B04 blue wool holder

### Masks for Solid Back Holders

**AATCC (Paper) Masks:** The AATCC masks come in a kit (XR-11229-K) of 100 pieces. Center thumb nut kit XR-11291-K and metal picture frame kit XR-11315-K are also required.





Figure 10.2h: AATCC Textile Mask

**ISO 105 B02 (Metal) Masks for method 1:** The ISO 105 B02 method 1 masks come in a kit (XR-11168-K) which includes 15 full size pieces of the 1/3 mask, 15 pieces of the 2/3 mask, and one each of the 1/3 and 2/3 masks for the half size holder. This is enough to fill the entire chamber with both the 1/3 and 2/3 masks.

## Section10: Running a Test

The ISO 105 B02 method 1 masks also come in a kit (XR-11316-K) which includes 31 pieces of the short 1/3 mask, and 31 pieces of the short 2/3 mask. This is enough to fill the entire chamber with both the 1/3 and 2/3 masks when the center thumb nut kit XR-11291-K is used.




**Figure 10.2i: ISO 105 B02 method 1 Textile Mask**

**ISO 105 B02 (Metal) Masks for method 2:** The ISO 105 B02 method 2 masks come in a kit (XR-11369-K) which includes 15 full size pieces of the 1/4 mask, 15 pieces of the 1/2 mask, 15 pieces of the 3/4 mask and one each of the 1/4, 1/2, and 3/4 masks for the half size holder. This is enough to fill the entire chamber with 1/4, 1/2, and 3/4 masks.

The ISO 105 B02 method 2 masks also come in a kit (XR-11376-K) which includes 31 pieces of the short 1/4, 1/2, and 3/4 masks. This is enough to fill the entire chamber with 1/4, 1/2, and 3/4 masks when the center thumb nut kit XR-11291-K is used.

**Picture Frame (Metal) Mask:** Picture frame masks hold textile or paper specimens securely in place. They come in a kit (XR-11168-K) which includes 15 full size pieces and one short piece. This is enough to fill the entire chamber.

The picture frame masks also come in a kit (XR-11315-K) which includes 31 pieces of the short mask. This is enough to fill the entire chamber when the center thumb nut kit XR-11291-K is used.



**Figure 10.2j: Picture Frame Mask**